

MarKiDini Cal – Part 10



Designed by:

Muis Creations

In Association with:

Kiki Dumoulin

Dini Bleijenberg

This week we are going to make Blocks 37 through 40 including some or all of the lines.

Youtube Link

made by: Tania Leis

Right handed: <https://youtu.be/ZZfpRFv3Bus>

Left handed: <https://youtu.be/bchuBIFSZus>

Lines of the Medium and Large Blankets

After block	Next to block	On top of block	Bind off row
37	37	37	Yes
38		38	Yes
39	38/39		Yes
40	40		Yes

Block 37










design: Dini

Another beautiful Celtic knot. It is a part of an existing knitting pattern which I translated into Tunisian Crochet stitches and adjusted into the square for you.

Attaching:

Count over 47 sts from vertical line of Part 9, on top of Parts 5 and 6 and join in back. Pick up 47 loops and a connection stitch (49 loops on hook)

Abbreviations	
TSS	<i>Tun Simple Stitch</i>
TPS	<i>Tun Purl Stitch</i>
TKS	<i>Tun Knit Stitch</i>

	Border / Connection loop
	TSS
	TPS
	TKS
	Return stitch
	2 TKS over 1 TPS Left
	2 TKS over 1 TPS right
	2 TKS over 2 TPS left
	2 TKS over 2 TPS right

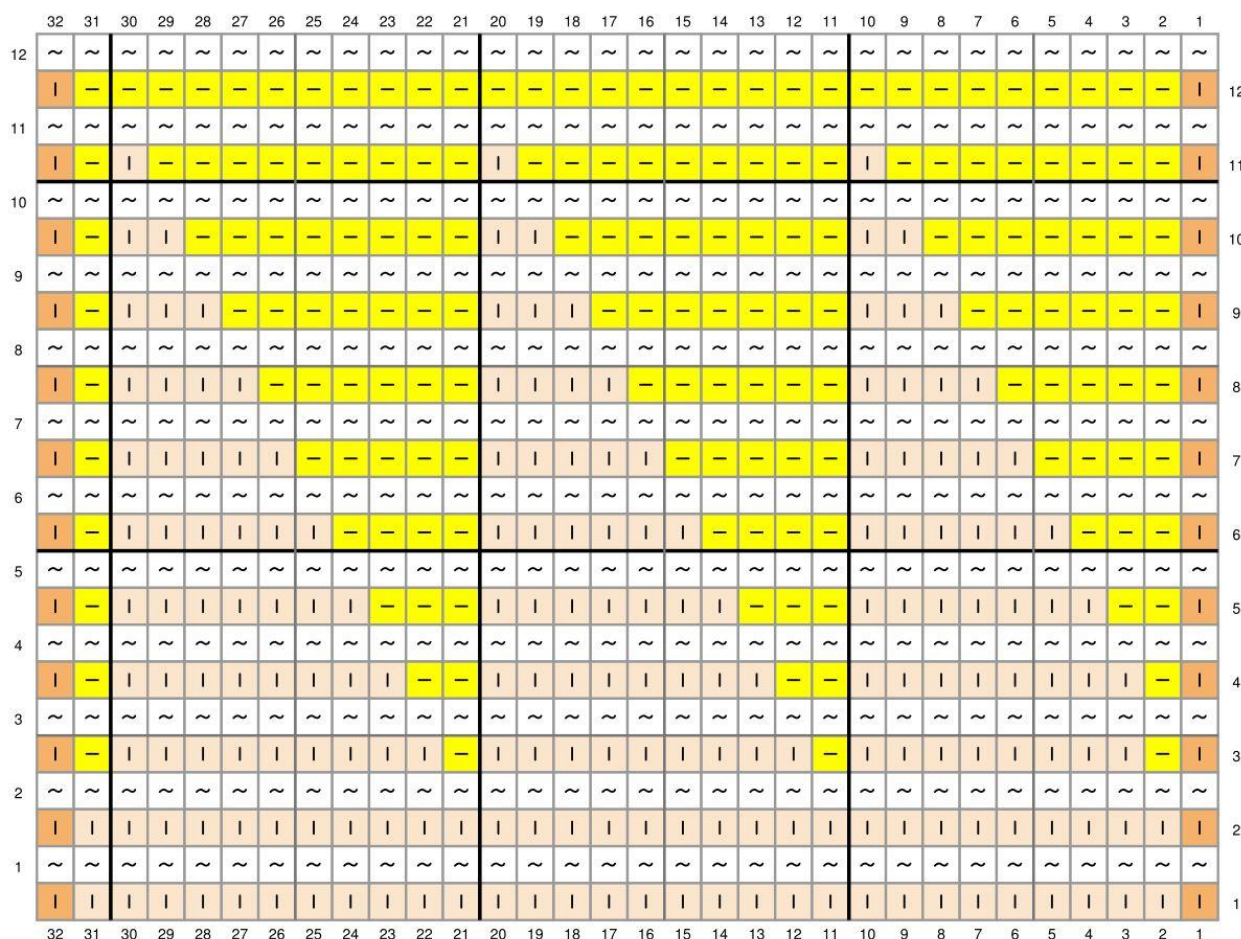
Page 3

Block 38*design: Kiki***Abbreviations****TSS** *Tun Simple Stitch***TPS** *Tun Purl Stitch* Border /Connection loop TSS TPS Return stitch

A very easy block, just keep on counting.

Attaching:

Count over from left edge next of part 9 and place marker on 30th loop (for Block 37) and 34th loop (for vertical line). Also place marker on 5th loop from right edge for Block 40. Join in back and pick up 30 loops and a connection stitch (32 loops on hook)



Another very easy block, just keep on counting.

Attaching:

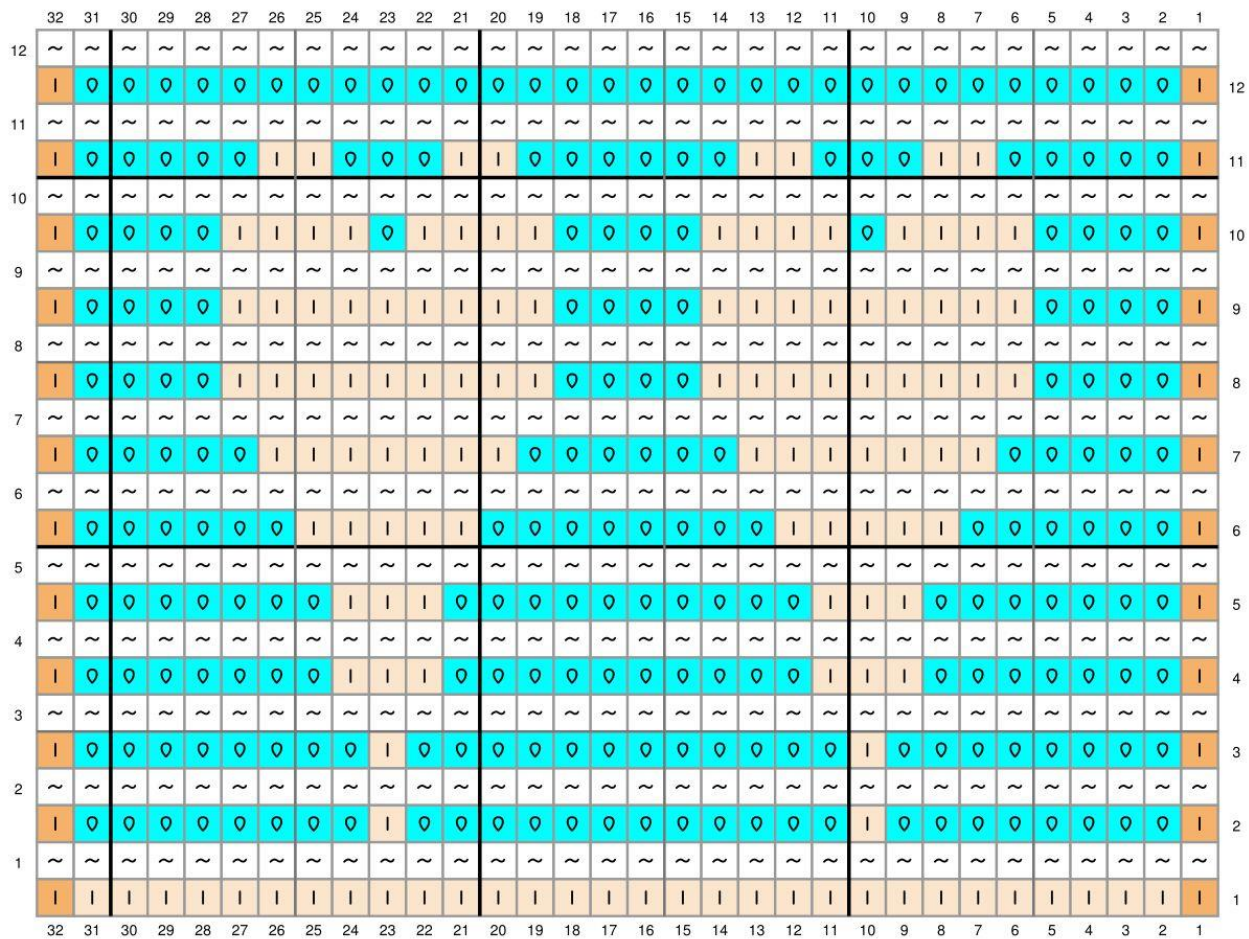
On the top right corner of the on top of block 38 and pick up 30 loops and the connection stitch (32 loops on hook)

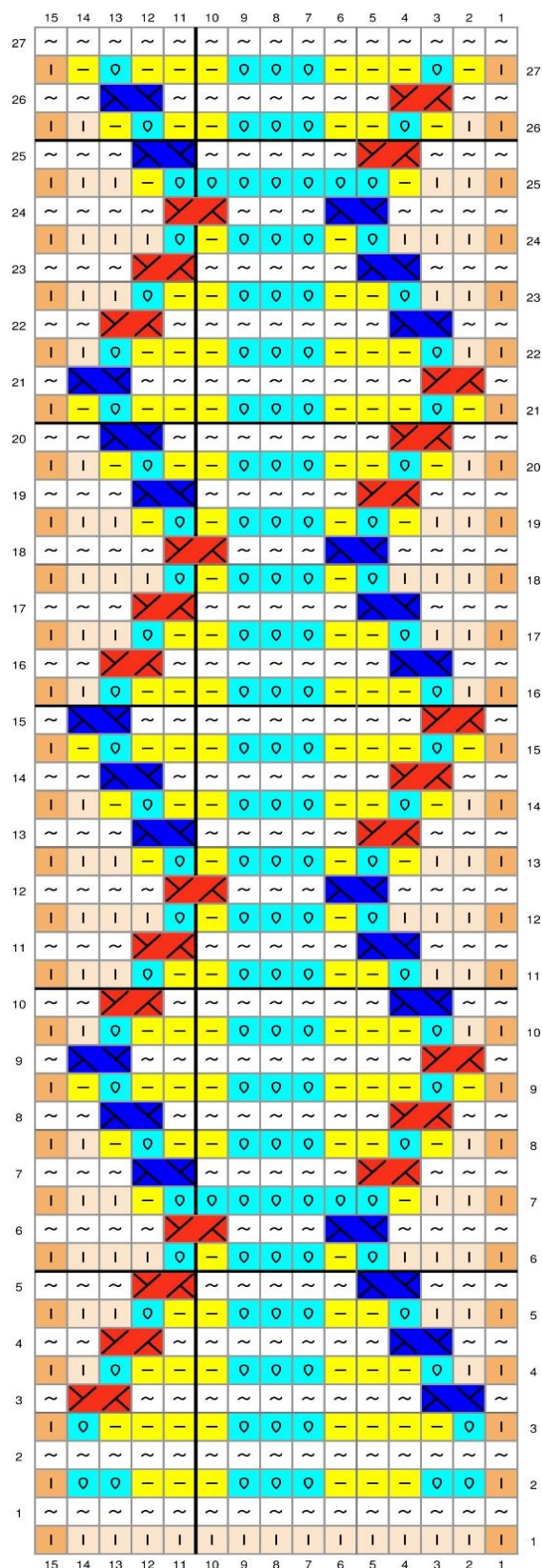
Abbreviations

TSS Tun Simple Stitch

TKS Tun Knit Stitch

I	Border /connection loop
I	TSS
0	TKS
~	Return




**Abbreviations**

TSS Tun Simple Stitch

TPS Tun Purl Stitch


TKS Tun Knit Stitch

 Border / connection loop

 TSS

 TPS

 TKS

 Return stitch

 1 TKS over 1 TPS left

 1 TKS over 1 TPS right

Attaching: count in 5 loops from the right edge of the horizontal line of Block 37, pick up 13 loops and a connection stitch (15 loops on hook)